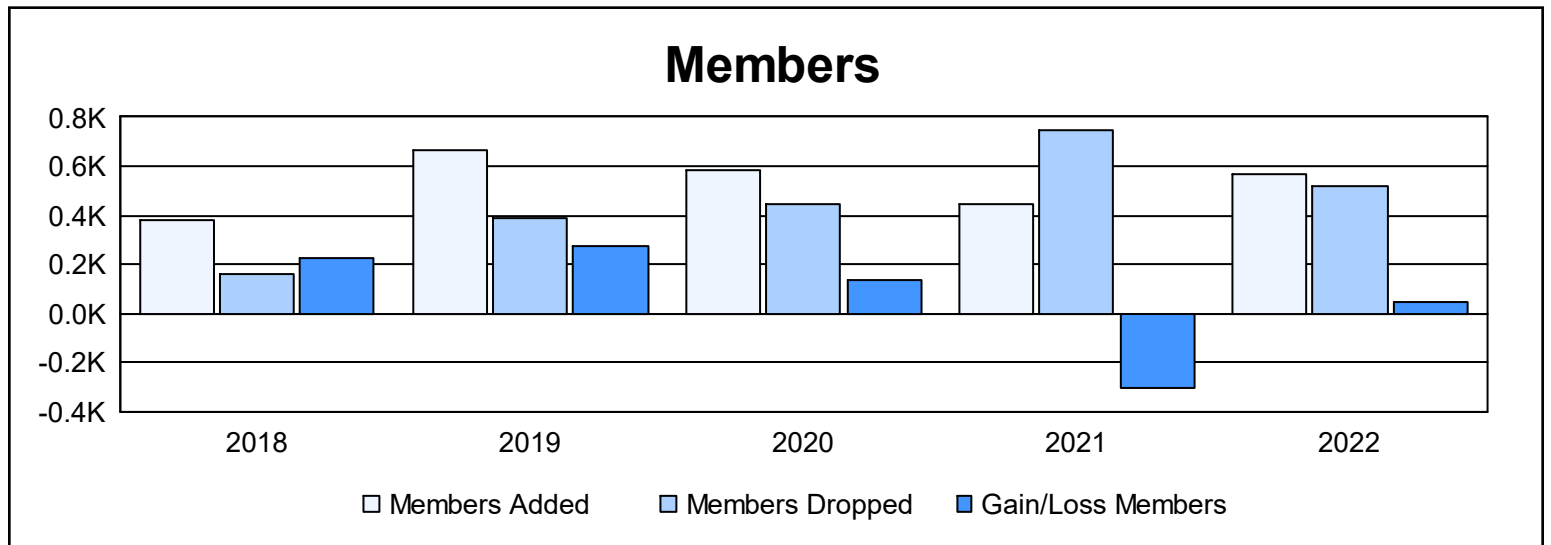
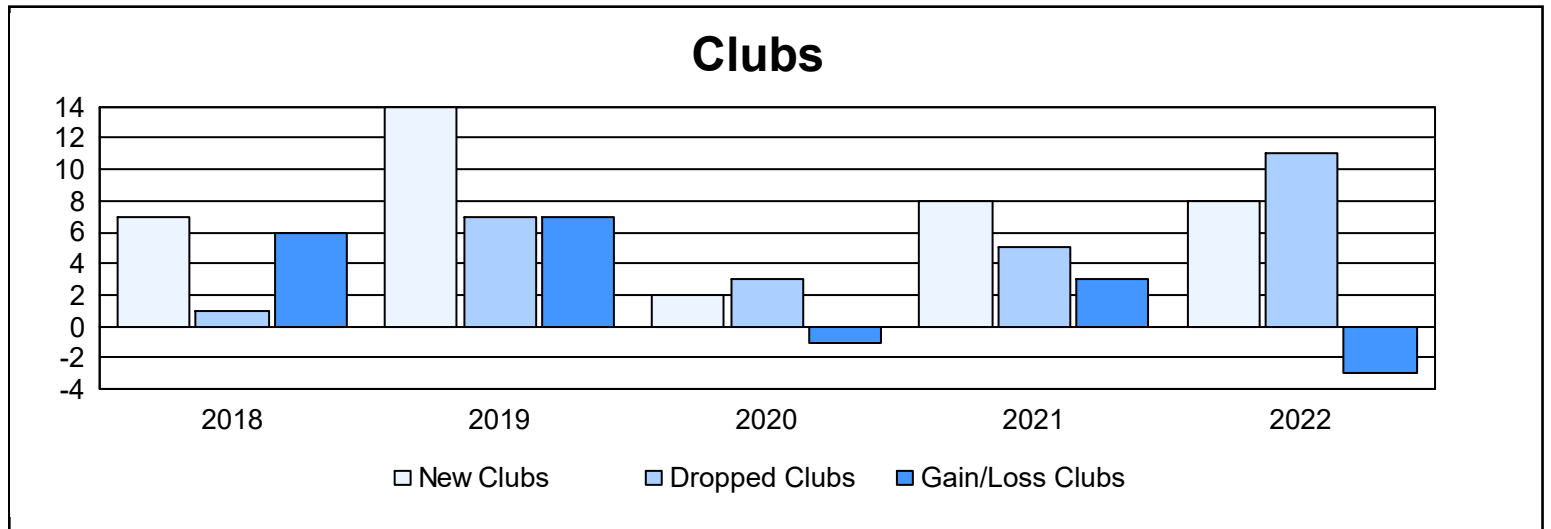
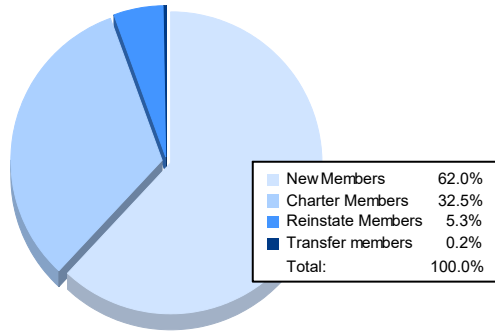


Year	New Clubs	Dropped Clubs	Gain/ Loss Clubs	New Members	Charter Members	Reinstate Members	Transfer Members	Total Member Added	Total Members Dropped	Gain/ Loss Members
2017-2018	7	1	6	160	224	0	0	384	158	226
2018-2019	14	7	7	214	435	11	4	664	392	272
2019-2020	2	3	-1	406	138	34	2	580	442	138
2020-2021	8	5	3	245	191	3	4	443	749	-306
2021-2022	8	11	-3	353	185	30	1	569	521	48
<b>Average</b>	<b>8</b>	<b>5</b>	<b>2</b>	<b>276</b>	<b>235</b>	<b>16</b>	<b>2</b>	<b>528</b>	<b>452</b>	<b>76</b>



### Membership Composition June 2022 Cumulative



### Gender Composition June 2022 Cumulative

